



ObserverBreakdown - The National Assembly for Wales

How do the votes work?


The National Assembly for Wales is made up of 60 seats for 60 Members.



40 seats are made up by elected Assembly Members from each constituency.



20 Regional AMs are elected from closed lists. Four from each of the five Welsh regions.



A History of the Assembly

1997 – Wales narrowly votes for devolution in a referendum. 50.3% voted Yes, in favour of a Welsh Assembly, 49.7% voted No.

1999 – First National Assembly for Wales elections are held on May 6. Labour wins 28 seats, and forms a coalition with the Liberal Democrats. Alun Michael is elected as First Secretary for Wales, but resigned little over a year later and was replaced by Rhodri Morgan.

2003 – The second National Assembly for Wales elections are held on May 1. Labour wins 30 seats and forms a government without a coalition partner. Rhodri Morgan retains his post as First Minister.

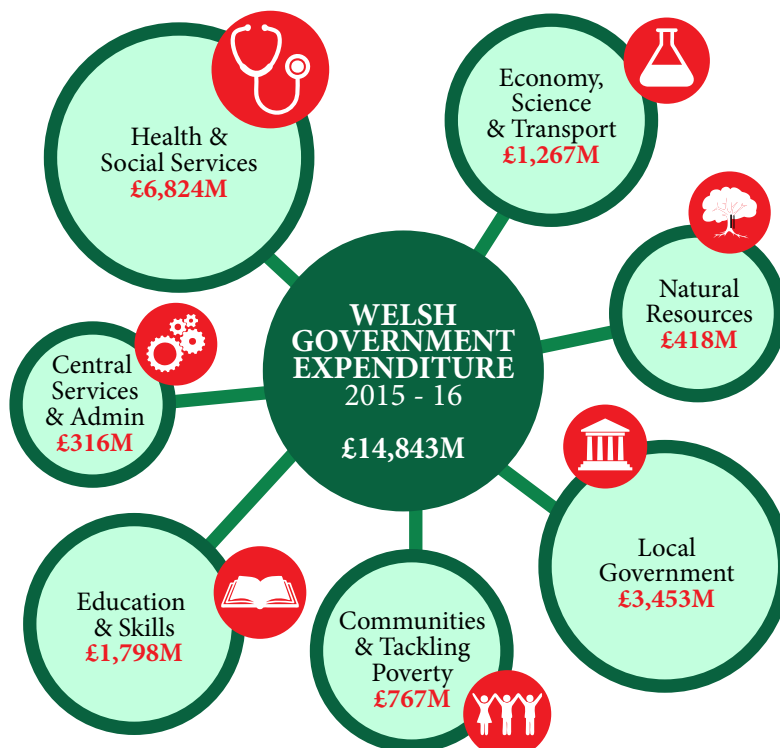
2006 – The Government of Wales Act 2006 creates the Welsh Assembly Government as a separate executive body to the National Assembly for Wales. The Act also provides more law-making powers to the body.

2007 – The third National Assembly for Wales elections are held on May 3. Plaid Cymru make gains while Labour dropped to 26 seats, but remained the largest party. The two parties form a coalition government. Rhodri Morgan retains his post as First Minister.

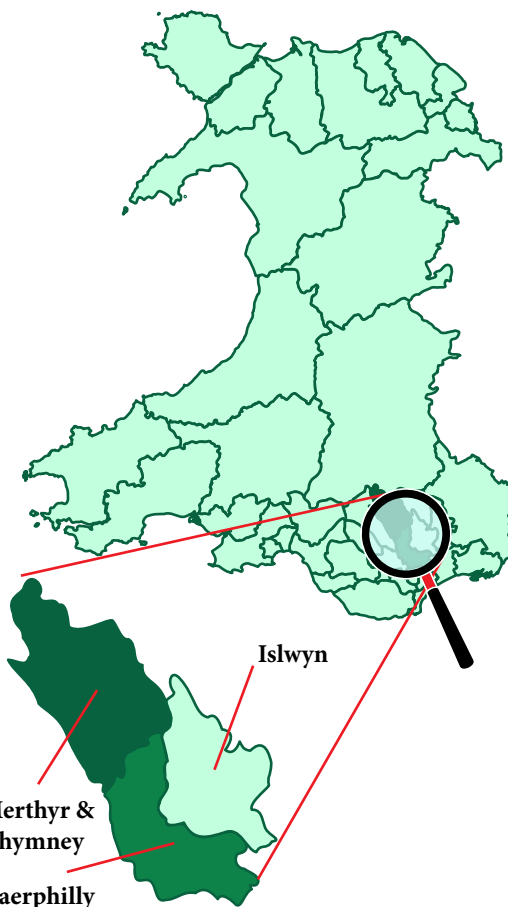
2009 – Rhodri Morgan steps down from his post at the age of 70 in December, and Carwyn Jones is elected as his replacement.

2011 – A referendum on expanding the National Assembly's law-making powers is held on March 3, ahead of the upcoming election. 63.46% vote yes, to allow Wales to make laws on the 20 subject areas without the agreement of the UK Parliament.

2011 – The fourth National Assembly for Wales elections are held on May 5. Labour once again wins 30 seats. Carwyn Jones retains his post as First Minister.



Your Constituency



Labour wins in 2011

54.30% - Merthyr & Rhymney
57.90% - Islwyn
49.00% - Caerphilly

Elected AMs

Huw Lewis
Gwyn Price
Jeff Cuthbert

20 subject areas Wales has responsibility for...

